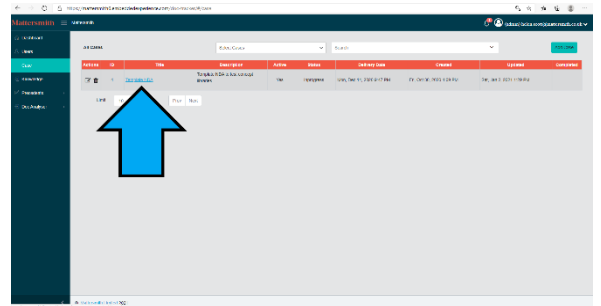
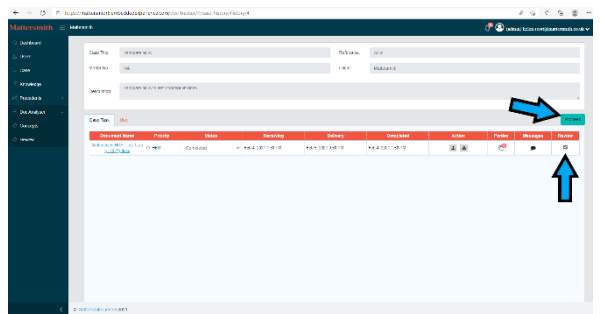


## Access Review from Case

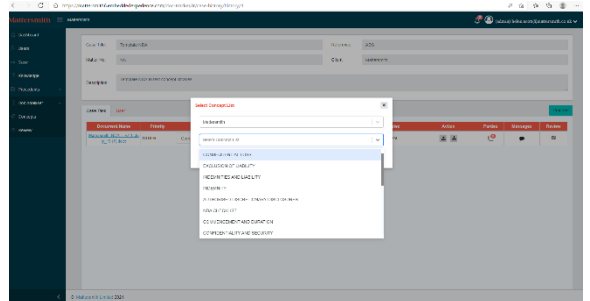
1. Access Case from the Mattersmith Dashboard and select the Case.



2. Check the Review box in the right-hand column and then click Proceed. A 'Select Concept List' popup box will appear. Choose the required concept or checklist from the dropdown menu then click 'View Results'.



3. Select the concept or checklist from the dropdown menu and click 'View Result'.



4. Follow steps 3 - 5 from the 'Using the Review Facility' quick guide.